


#537



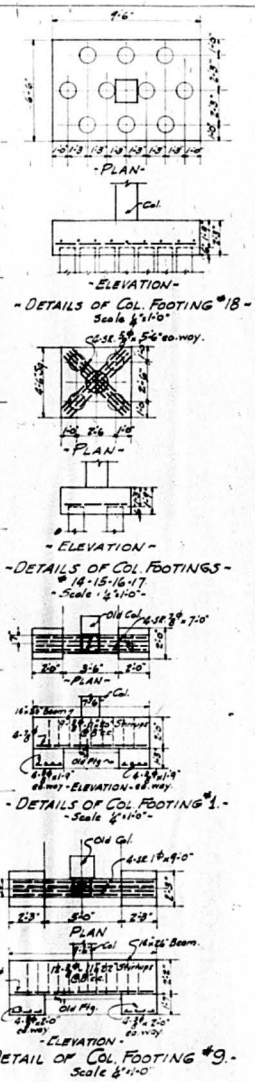
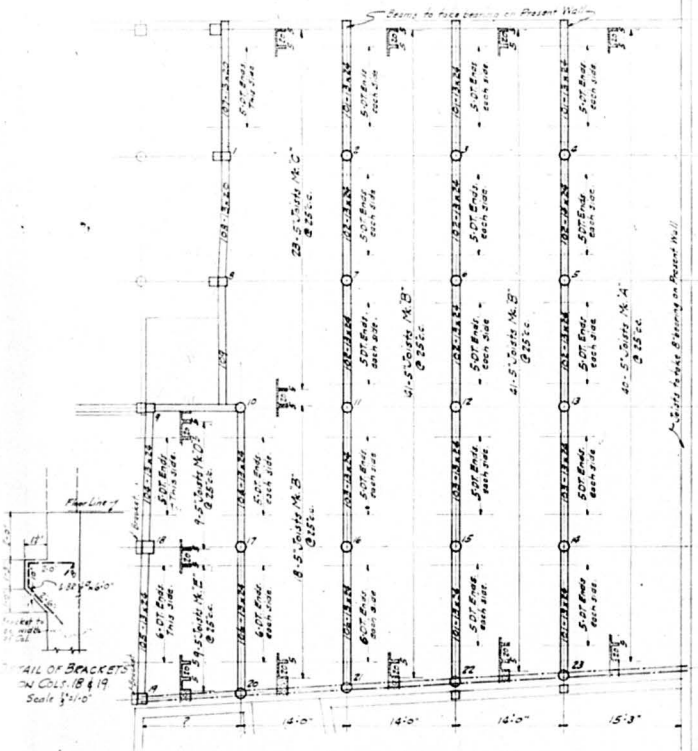
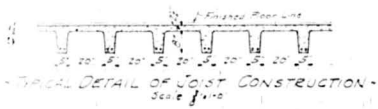
Gordon Lewis

Warehouse

802-121 Dodge

11-7+8 B-D

Dug City



- BEAM SCHEDULE -

No.	SIZE	REINFORCEMENT		BENTS				3/8" STICKERS										
		STRAIGHT	BENT	1	2	3	4	5	6	7	8							
101	13x24	2 #5 @ 8.0	2 #5 @ 22.3	6.8	8.6	2.4	2.5	10x20	3	3	3	4	4	4	6	9	12	
102	13x24	2 #5 @ 8.8	2 #5 @ 24.6	6.6	9.6	2.4	2.4	10x20	4	4	4	4	4	6	9	12		
103	13x24	2 #5 @ 13.8	2 #5 @ 26.8	7.1	10.4	2.4	2.4	10x20	3	3	3	3	3	4	4	6	9	12
104	13x24	2 #5 @ 15.8	2 #5 @ 28.6	5.9	11.4	2.4	2.6	10x20	3	3	4	4	4	6	9	12	12	
105	13x24	2 #5 @ 20.0	2 #5 @ 28.4	7.1	10.3	2.4	2.4	10x20	3	3	3	3	3	4	4	6	9	12
2106	13x24	2 #5 @ 14.6	2 #5 @ 24.4	6.0	10.6	2.4	2.4	10x20	3	3	3	3	3	4	4	6	9	12
107	13x20	2 #5 @ 18.0	2 #5 @ 22.0	5.10	11.0	2.4	2.4	10x16	6	6	9	12	12					
108	13x20	2 #5 @ 18.8	2 #5 @ 24.3	6.10	11.0	2.4	2.4	10x16	6	9	12	12						
109	13x20	2 #5 @ 18.8	2 #5 @ 24.3	5.7	11.0	2.4	2.4	10x16	6	9	12	12						
110																		

- JOIST SCHEDULE -

No.	REINFORCEMENT		BENTS			
	STRAIGHT	BENT	1	2	3	4
40A	1 #5 @ 16.0	1 #5 @ 17.2	1.10	1.10	1.10	1.10
100B	1 #5 @ 14.3	1 #5 @ 20.5	1.10	1.10	1.10	1.10
20C	1 #5 @ 16.6	1 #5 @ 20.0	1.10	1.10	1.10	1.10
30D	1 #5 @ 12.6	1 #5 @ 16.0	1.10	1.10	1.10	1.10
40E	1 #5 @ 15.2	1 #5 @ 16.6	1.10	1.10	1.10	1.10

- COLUMN SCHEDULE -

COLUMN NUMBERS	1-8-9	2-3-4-5	6-7-10-11	12-13	14-15-17	18	19	20-21-22-23
	Size of Col.	14x14	14x14	16x16	16x16	18x18	18x18	16x16
Size of Core	11x11	10x10	12x12	12x12	15x15	15x15	11x11	10x10
Size of Hops	4x4 @ 11.0	4x4 @ 11.0	4x4 @ 11.0	4x4 @ 11.0	4x4 @ 11.0	4x4 @ 11.0	4x4 @ 11.0	4x4 @ 11.0
Mark of Hops	4x4	4x4	4x4	4x4	4x4	4x4	4x4	4x4
No. and Size of Vert. Bars	4 #5	4 #5	4 #5	4 #5	4 #5	4 #5	4 #5	4 #5
Dowels	4 #5 @ 2'-0"	6 #5 @ 3'-0"	6 #5 @ 3'-0"	6 #5 @ 3'-0"	6 #5 @ 3'-0"	6 #5 @ 3'-0"	6 #5 @ 3'-0"	6 #5 @ 3'-0"

NOTE: Temperature reinforcing over joist construction to be "Coco" fabric. Reinforcing for first floor on ground to be 1/8" @ 12" c. both ways. All joist construction to be 8" SF x 2" concrete and forms to be single tapered unless otherwise noted. No horizontal joints allowed in pouring slabs or beams.

COL. FOOTINGS & FLOOR FRAMING PLAN OF WAREHOUSE FOR GORDON LAWLESS CO. 84 & DODGE STREETS. FR GOULD & SON - CONTRACTORS CHICAGO, ILL.

DR. RICH CONCRETE ENGR. CO. CHICAGO, ILL. JOB #450. Sept 2, 1911. SH. 2